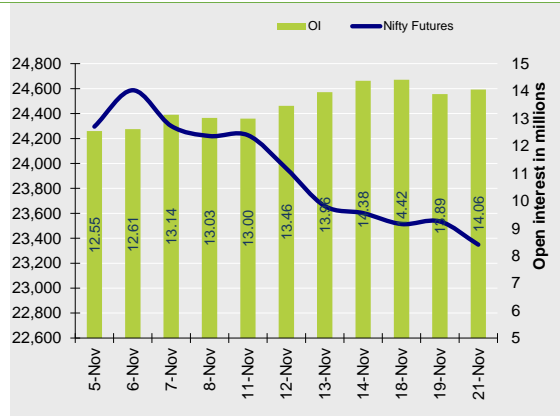


Nifty Snapshot

	Close	Prv Cl.	Ab chg	% chg
Spot	23,349.90	23,518.50	-168.60	-0.72
Futures	23,348.70	23,534.80	-186.10	-0.79
Oil(ml shr)	14.06	13.89	0.16	1.17
Vol (lots)	277862	343816	-65954	-19.18
COC	-1.20	16.30	-17.50	-107.4
PCR-OI	0.94	0.83	0.11	13.8

Nifty Futures Price v/s OI



Institutional Activity in previous trading session

(in Rs cr.)	Buy	Sell	Net
Index Futures	4802.73	5401.33	-598.60
Index Options	3266009.56	3361311.58	-95302.02
Stock Futures	27868.44	31477.85	-3609.41
Stock Options	79886.52	82413.72	-2527.20
FII Cash	16,559.63	21,880.31	-5,320.68
DII Cash	14,555.77	10,355.61	4,200.16

Net FII Activity (in Rs cr.)

Date	Idx Fut	Stk Fut	Idx Opt	Cash
21-Nov	-598.6	-3609.4	-95302.0	-5321
19-Nov	1983.5	5175.9	-11111.7	-3412
18-Nov	352.3	1165.8	-18812.8	-1403
14-Nov	-405.4	-734.7	-13434.4	-1850
13-Nov	-1885.9	2454.9	37331.5	-2503
12-Nov	-734.2	-3534.6	16931.3	-3024

Technical Pivot (Intraday):

	S2	S1	PIVOT	R1	R2
NIFTY	23145	23250	23380	23480	23610
BANKNIFTY	49490	49950	50275	50735	51065

(Price is in Rs; OI is in million units; Price chg and OI chg are in percentage) **NB RESEARCH**

Fresh Longs seen in:

Scrip	Price	Price chg	OI	OI Chg
DALBHARAT	1771.4	1.2	3.1	17.4
MGL	1131.0	0.1	3.2	14.8
JKCEMENT	4007.8	1.6	0.7	12.5

Short Covering seen in:

Scrip	Price	Price chg	OI	OI Chg
ALKEM	5561.9	0.9	1.4	-4.5
POWERGRID	325.4	3.3	92.7	-4.2
HCLTECH	1832.9	0.5	12.4	-3.9

Fresh Shorts seen in:

Scrip	Price	Price chg	OI	OI Chg
ADANIENT	2178.6	-22.7	22.0	9.6
NIFTYNXT50	67402.4	-1.3	0.0	7.4
ADANI PORTS	1113.2	-13.6	28.7	6.3

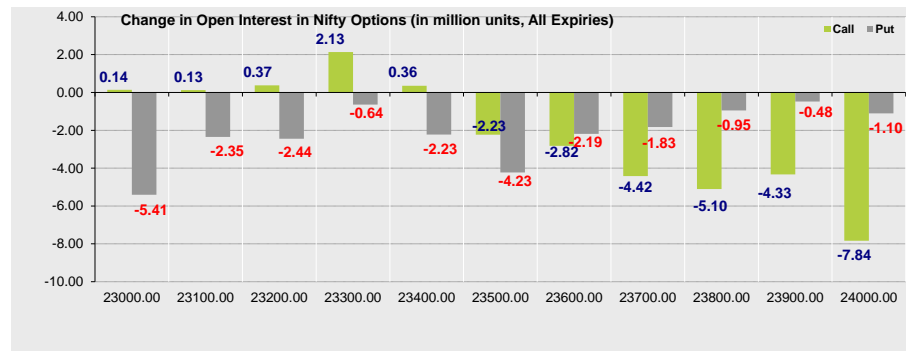
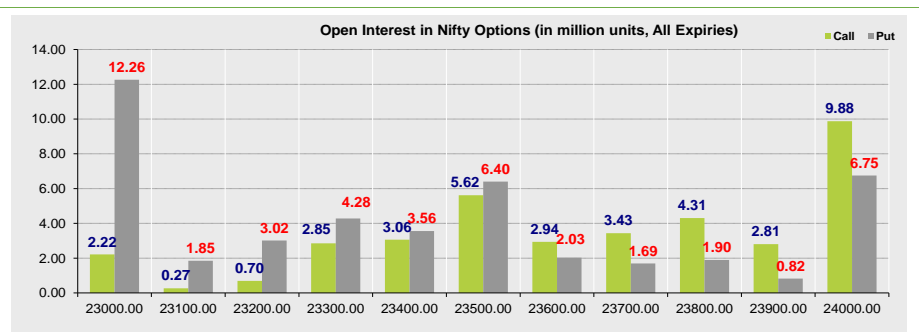
Long Unwinding seen in:

Scrip	Price	Price chg	OI	OI Chg
AMBUJACEM	482.8	-12.0	38.9	-8.6
IGL	312.0	-2.6	25.6	-6.9
EICHERMOT	4888.4	-1.5	4.4	-4.9

Summary

- Indian markets closed on a negative note where selling was mainly seen in Metals, FMCG, Oil & Gas Sectors. Nifty Nov Futures closed at 23348.70 (down 186.10 points) at a discount of 1.20 pts to spot.
- FII's were net sellers in Cash to the tune of 5320.68 Cr and were net sellers in index futures to the tune of 598.60 Cr.
- India VIX increased by 2.09% to close at 15.99 touching an intraday high of 16.78.

Open Interest in Nifty Options:



- The above second chart shows previous trading day's change in Nifty options where Liquidation in OI were seen in 23000, 23100, 23300, 23400 strike Puts and at 23700, 23600, 23500 strike Calls indicating market is likely to remain range bound in the near term.
- Highest OI build-up is seen at 24000 strike Calls and 23000 strike Puts, to the tune of 9.88mn and 12.26mn respectively.

Outlook on Nifty:

Index is likely to open on a gap up note today and is likely to remain range bound during the day.

NIFTY50 Options OI (CE OI = Resistance) (PE OI = Support)			
Symbol	Highest CE OI	Highest PE OI	CMP
ADANIPTS	1400	1080	1113
ADANIENT	3000	3100	2179
ASIANPAINT	2600	2400	2429
AXISBANK	1200	1120	1140
BAJAJ-AUTO	11000	9500	9493
BAJAJFINSV	1600	1500	1570
BAJFINANCE	7000	6500	6475
BHARTIARTL	1620	1600	1524
BPCL	320	280	283
BRITANNIA	5500	4700	4810
CIPLA	1600	1400	1464
COALINDIA	430	410	407
DIVISLAB	6000	5000	5976
DRREDDY	1300	1200	1195
EICHERMOT	5000	4500	4888
GRASIM	2560	2500	2538
HCLTECH	1820	1800	1833
HDFCBANK	1800	1700	1738
HDFCLIFE	730	660	673
HEROMOTOCO	5000	4500	4756
HINDALCO	700	650	647
HINDUNILVR	2600	2400	2380
ICICIBANK	1300	1250	1252
ITC	500	460	457
INDUSINDBK	1100	1000	983

NIFTY50 Options OI (CE OI = Resistance) (PE OI = Support)			
Symbol	Highest CE OI	Highest PE OI	CMP
INFY	1860	1800	1832
IOC	150	130	131
JSWSTEEL	1000	940	944
KOTAKBANK	1800	1700	1735
LT	3700	3600	3479
LTIM	6000	5800	5925
M&M	3000	2800	2939
MARUTI	12000	11000	10862
NESTLEIND	2400	2400	2206
NTPC	400	360	357
ONGC	269	244	242
POWERGRID	330	320	325
RELIANCE	1300	1200	1224
SBILIFE	1640	1500	1479
SBIN	850	800	780
SUNPHARMA	1900	1760	1777
TATACONSUM	1100	900	912
TATAMOTORS	900	700	773
TATASTEEL	155	140	140
TCS	4200	4000	4067
TECHM	1700	1600	1700
TITAN	3300	3000	3173
ULTRACEMCO	11200	10500	10983
UPL	560	500	555
WIPRO	580	540	558

Derivative Recommendations:

Stock Name	Call (Buy/Sell)	Entry price	Targets	Stop Loss	Duration	Status
NIL						

FROM THE EQUITY DERIVATIVE DESK:

NIRAV HARISH CHHEDA
AVP - DERIVATIVES AND TECHNICAL RESEARCH
E-Mail: nirav.chheda@nirmalbang.com
Tel no: 6273-8199/8000

AMIT BHUPTANI
SNR.DERIVATIVES AND TECHNICAL RESEARCH ANALYST
E-Mail: amit.bhuptani@nirmalbang.com
Tel no: 6273-8242/8000

DISCLOSURES

Research Reports that are published by Nirmal Bang Securities Private Limited (hereinafter referred to as "NBSPL") are for private circulation only. NBSPL is a registered Research Analyst under SEBI (Research Analyst) Regulations, 2014 having Registration no. INH000001766. NBSPL is also a registered Stock Broker with National Stock Exchange of India Limited, BSE Limited, Metropolitan Stock Exchange of India Limited, Multi Commodity Exchange of India Limited, National Commodity and Derivative Exchange Limited and Indian Commodity Exchange Limited in cash and Equity and Commodities derivatives segments.

NBSPL has other business divisions with independent research teams separated by Chinese walls, and therefore may, at times, have different or contrary views on stocks and markets.

NBSPL or its associates have not been debarred / suspended by SEBI or any other regulatory authority for accessing / dealing in securities Market. NBSPL, its associates or analyst or his relatives do not hold any financial interest (Except Investment) in the subject company. NBSPL or its associates or Analyst do not have any conflict or material conflict of interest at the time of publication of the research report with the subject company. NBSPL or its associates or Analyst or his relatives may or may not hold beneficial ownership of 1% or more in the subject company at the end of the month immediately preceding the date of publication of this research report.

NBSPL or its associates / analyst has not received any compensation / managed or co-managed public offering of securities of the company covered by Analyst during the past twelve months. NBSPL or its associates have not received any compensation or other benefits from the company covered by Analyst or third party in connection with the research report. Analyst has not served as an officer, director or employee of Subject Company. NBSPL / analyst has not been engaged in market making activity of the subject company.

Analyst Certification: The research analysts and authors of these reports, hereby certify that the views expressed in this research report accurately reflects my/our personal views about the subject securities, issuers, products, sectors or industries. It is also certified that no part of the compensation of the analyst(s) was, is, or will be directly or indirectly related to the inclusion of specific recommendations or views in this research. The analyst(s) principally responsible for the preparation of this research report and has taken reasonable care to achieve and maintain independence and objectivity in making any recommendations.

DISCLAIMER

This report is for the personal information of the authorized recipient and does not construe to be any investment, legal or taxation advice to you. NBSPL is not soliciting any action based upon it. Nothing in this research shall be construed as a solicitation to buy or sell any security or product, or to engage in or refrain from engaging in any such transaction. In preparing this research, we did not take into account the investment objectives, financial situation and particular needs of the reader.

This research has been prepared for the general use of the clients of NBSPL and must not be copied, either in whole or in part, or distributed or redistributed to any other person in any form. If you are not the intended recipient you must not use or disclose the information in this research in any way. Though disseminated to all the customers simultaneously, not all customers may receive this report at the same time. NBSPL will not treat recipients as customers by virtue of their receiving this report. This report is not directed or intended for distribution to or use by any person or entity resident in a state, country or any jurisdiction, where such distribution, publication, availability or use would be contrary to law, regulation or which would subject NBSPL & its group companies to registration or licensing requirements within such jurisdictions.

The report is based on the information obtained from sources believed to be reliable, but we do not make any representation or warranty that it is accurate, complete or up-to-date and it should not be relied upon as such. We accept no obligation to correct or update the information or opinions in it. NBSPL or any of its affiliates or employees shall not be in any way responsible for any loss or damage that may arise to any person from any inadvertent error in the information contained in this report. NBSPL or any of its affiliates or employees do not provide, at any time, any express or implied warranty of any kind, regarding any matter pertaining to this report, including without limitation the implied warranties of merchantability, fitness for a particular purpose, and non-infringement. The recipients of this report should rely on their own investigations.

This information is subject to change without any prior notice. NBSPL reserves its absolute discretion and right to make or refrain from making modifications and alterations to this statement from time to time. Nevertheless, NBSPL is committed to providing independent and transparent recommendations to its clients, and would be happy to provide information in response to specific client queries.

Before making an investment decision on the basis of this research, the reader needs to consider, with or without the assistance of an adviser, whether the advice is appropriate in light of their particular investment needs, objectives and financial circumstances. There are risks involved in securities trading. The price of securities can and does fluctuate, and an individual security may even become valueless. International investors are reminded of the additional risks inherent in international investments, such as currency fluctuations and international stock market or economic conditions, which may adversely affect the value of the investment. Opinions expressed are subject to change without any notice. Neither the company nor the director or the employees of NBSPL accept any liability whatsoever for any direct, indirect, consequential or other loss arising from any use of this research and/or further communication in relation to this research. Here it may be noted that neither NBSPL, nor its directors, employees, agents or representatives shall be liable for any damages whether direct or indirect, incidental, special or consequential including lost revenue or lost profit that may arise from or in connection with the use of the information contained in this report.

Copyright of this document vests exclusively with NBSPL. Our reports are also available on our website www.nirmalbang.com